

DTLF 200–500 Series

100% OIL-LESS COMPRESSORS

The Becker DTLF 200–500 series units are 100% oil-less, dry rotary vane compressors. They are designed to operate on a continuous basis throughout a pressure range from atmospheric pressure to a maximum of 25 PSIG.

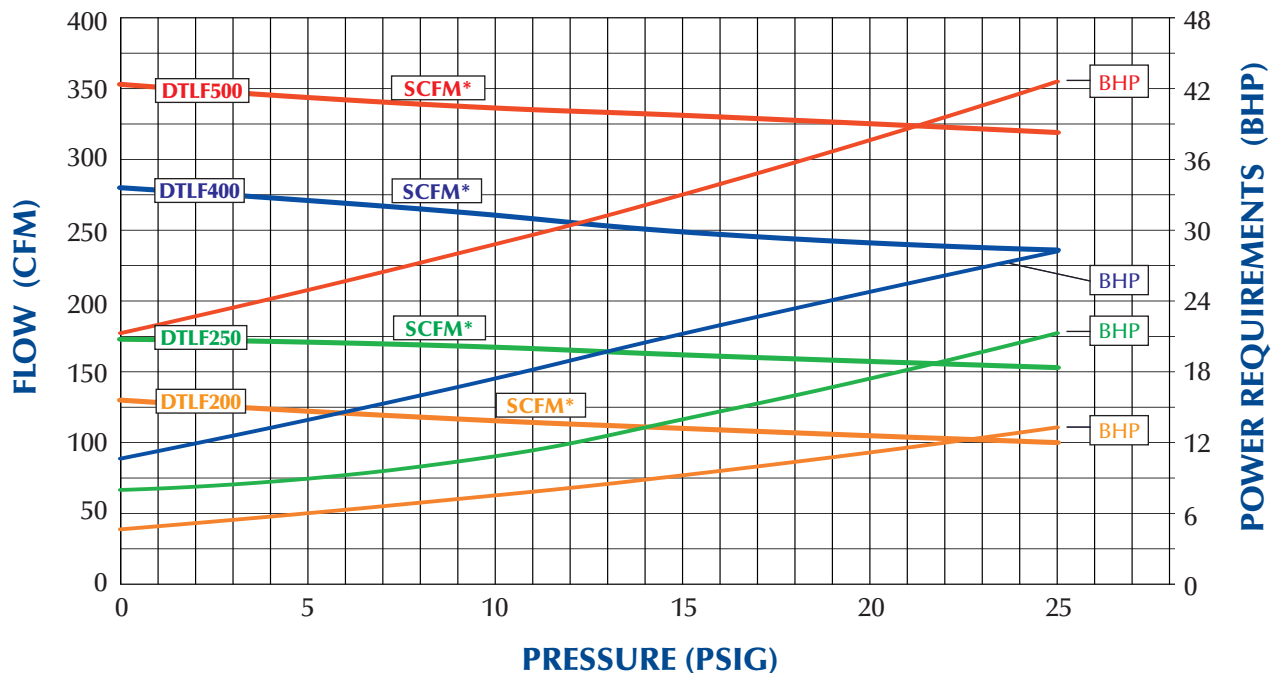

The DTLF series compressors are direct drive units and are supplied with TEFC flange mounted electric motors. Each pump is equipped with an integral pressure relief valve, a 4 micron inlet filter, inlet and discharge silencers, and vibration isolators as standard equipment. All Becker DTLF series compressors use long-life, self-lubricating graphite composite vanes.

These 100% oil-less, or dry, pumps are ideal for applications where oil in the discharge air would be

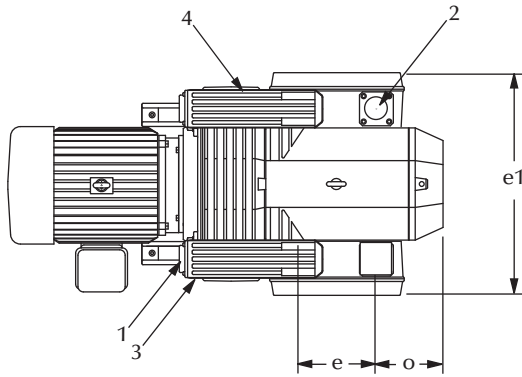
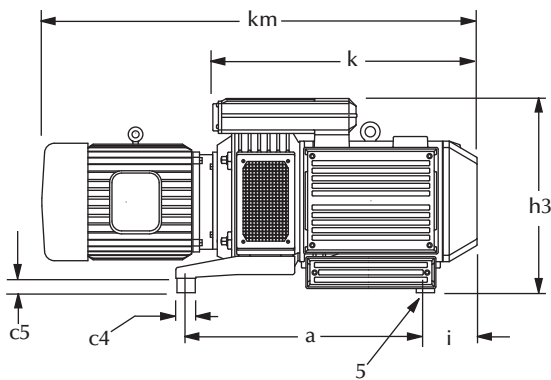
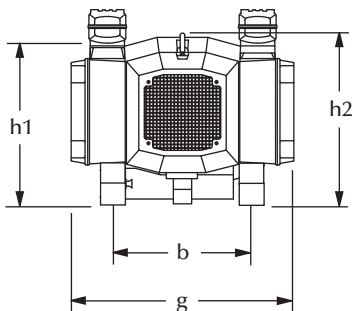
objectionable, and should be used where air is the gas, and where operation is 25 PSIG or below.

Applications include those where generation of high pressure compressed air is not practical or cost effective, and those where regenerative blowers can not reach a high enough pressure. These applications include graphic arts, environmental/sparging, aeration, and pneumatic conveying, among others.

DTLF compressors are available in various central system configurations. Vacuum and combined pressure/vacuum versions are also available. Contact the factory for details.



* @ 29.92" Hg Bar. Pr.; 68°F; 36% R.H.; 0.075#/ft³

TECHNICAL DATA

Top View

Side View

End View (Opposite Motor End)

All data based on 60 Hz operation

	<i>DTLF200</i>	<i>DTLF250</i>	<i>DTLF400</i>	<i>DTLF500</i>
Flow (SCFM @ 0 PSIG)	130	173	280	353
Horsepower (kW)	15(11.2)	20(15)	30(22)	48(36)
Speed (RPM)	850	1150	850	1150
Max. Cont. Pressure (PSIG)	25	25	25	25
Weight (lbs.)—w/ motor*	902	902	1265	1320
Noise Level (Max. dBA)	83	86	84	85
Outlet size (NPT, inches, with adapter, included)	2"	2"	4"	4"
Dimensional Data	(Inches)			
a	25.4	25.4	30.25	30.25
b	15.0	15.0	18.9	18.9
c4	2.0	2.0	3.0	3.0
c5	1.6	1.6	2.0	2.0
e	8.5	8.5	10.6	10.6
e1	16.66	16.66	20.87	20.87
g	24.1	24.1	30.17	30.17
h ₁	16.87	16.87	20.86	20.86
h ₂	18.35	18.35	22.72	22.72
h ₃	21.0	21.0	27.96	27.96
i	4.92	4.92	6.5	6.5
k	28.25	28.25	33.0	33.0
km*	51.75	51.75	52.0	53.0
o	6.75	6.75	8.12	8.12

* Overall specifications for units may vary due to motor provider. Contact factory for information.
 Manufacturer reserves right to alter data without notice.

- 1 - Inlet Port
- 2 - Outlet (Pressure) Port
- 3 - Inlet Silencer
- 4 - Pressure Relief Valve / Silencer
- 5 - Vibration Isolators